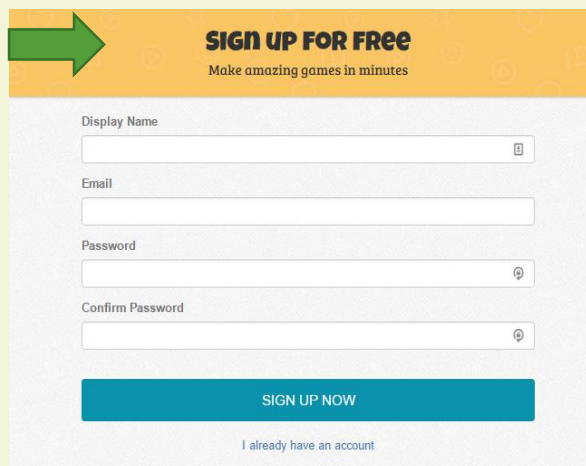


Stappenplan Bamboozle .

1. Meld je aan, of log in.



SIGN UP FOR FREE
Make amazing games in minutes

Display Name

Email

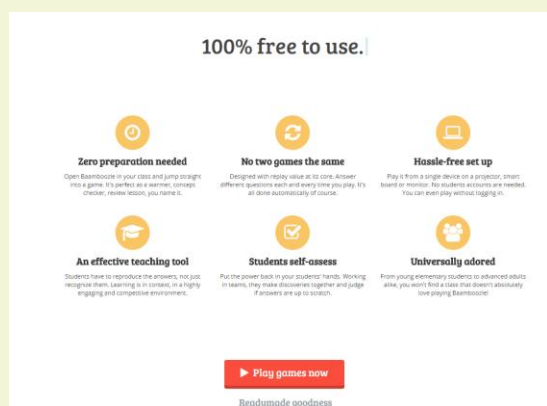
Password

Confirm Password

SIGN UP NOW

[I already have an account](#)

2. Klik op : Create game. Onder aan de pagina.

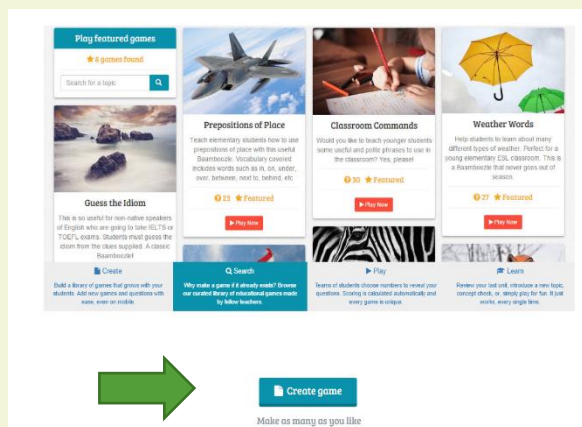


100% free to use.

- Zero preparation needed**
Open Bamboozle in your class and jump straight into a game. It's perfect as a warm-up, concept checker, review lesson, you name it.
- No two games the same**
Designed with replay value at its core. Answer different questions each and every time you play. It's all done automatically of course.
- Hassle-free set up**
Play it from a single device on a projector, smart board or monitor. No student accounts are needed. You can even play without logging in.
- An effective teaching tool**
Students have to reproduce the answers, not just recognize them. Learning is in context, in a highly engaging and competitive environment.
- Students self-assess**
Put the power back in your students' hands. Working in teams, they make discoveries together and judge if answers are up to scratch.
- Universally adored**
From young elementary students to advanced adults alike, you won't find a class that doesn't absolutely love playing Bamboozle!

► Play games now

Readymade goodness



Play featured games
4 games found

Search for a topic

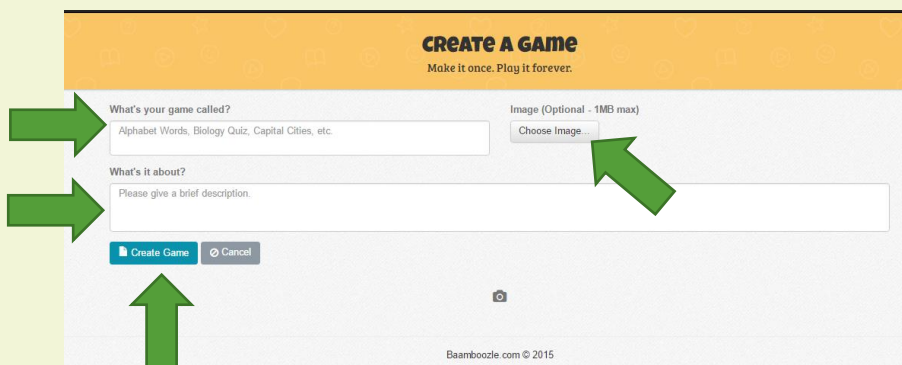
- Prepositions of Place**
Teach elementary students how to use prepositions of place with this useful Bamboozle. Vocabulary covered includes words such as in, on, under, over, between, next to, behind, etc.
- Classroom Commands**
Would you like to teach younger students some useful and polite phrases to use in the classroom? Yes, please!
- Weather Words**
Help students to learn about many different types of weather. Perfect for a young elementary ESL classroom. This is a Bamboozle that never goes out of season.
- Guess the Idiom**
This is so useful for non-native speakers of English who are going to take IELTS or TOEFL exams. Students must guess the idiom from the clues supplied. A classic Bamboozle!

Create **Search** **Play** **Learn**

► Create game
Make as many as you like

3. Vul in hoe je spel heet (What's your game called?)en Waar het over gaat (What's it about?). Je kunt ook een plaatje invoegen, als je wilt. Ga dan naar: Choose image.

4. Klik op: **Create game**.



CREATE A GAME
Make it once. Play it forever.

What's your game called?

Image (Optional - 1MB max)

What's it about?
Please give a brief description.

Create Game

Bamboozle.com © 2015

5. Daarna kun je vragen gaan invoegen. Ook kun je nu aangeven hoeveel punten men per goede vraag kan verdienen. Klik op **Add question**

6. Ben je klaar, kies dan voor: **Add question** en je kunt de volgende vraag stellen. Ga door tot je voldoende vragen hebt.
7. Ben je klaar met het maken van je spel, klik op **Close**. Je krijgt dan een overzicht te zien. Je kunt dan ook vragen nog verwijderen. Vervolgens kun je gaan oefenen of het spel gaan spelen.

8. Met de knop **Hide** verberg je de antwoorden. Schuif de knop naar links en je krijgt ze te zien.

9. Wil je nog iets aan de titel veranderen. Klik op het **sterretje**.

8. Je kunt nu gaan aanpassen is dat gebeurd. Klik op update.

GAME SETTINGS

Tafel van 2 en 3

What's your game called?
Tafel van 2 en 3

Image (Optional - 1MB max)
Choose Image...

What's it about?
Leer de tafel van twee en drie.

Remove Image

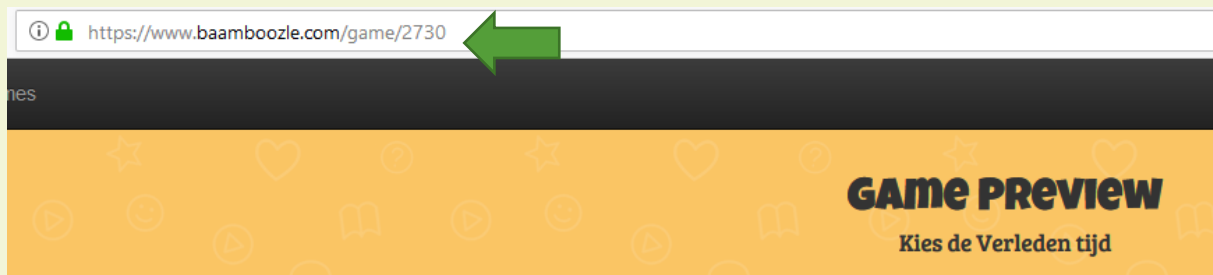
Private Public Featured

- New games are set to public by default.
- Updating a featured game will remove it from the featured games page.
- For copyright reasons, only games with Creative Commons CC0 images can be featured.

Public Anyone can play

Private Just for you

Kopieer de link uit de adresbalk. Dat is link naar je spel. Deze link gebruik je ook bij het inleveren.



Veel succes.